


Data sheet | Item number: 2091-1426/205-000

THR male header; 1.0 mm Ø solder pin; angled; clamping collar; Pin spacing 3.5 mm; 6-pole; light gray



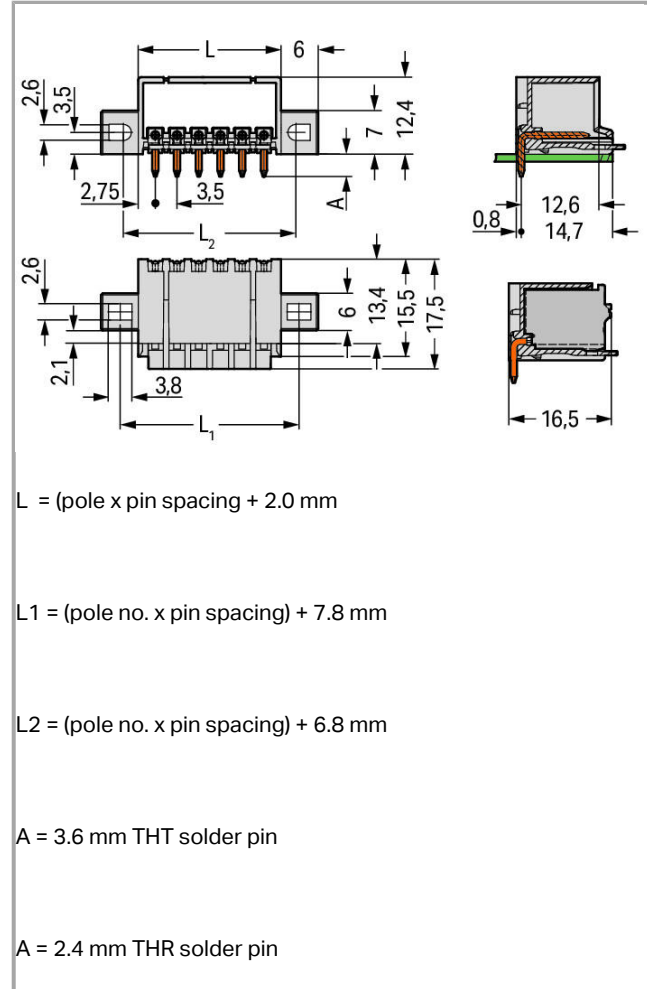
2091-1426_205-000



RoHS Compliant

BOMcheck.net

Color:



Item description

- Assembly of female connectors without loss of poles, allowing different functions to be divided within one male header
- Coding pins inserted into the header interface prevent mismating, allowing subsequent coding in panel feedthrough applications
- The female connector is fully shrouded by the male header's housing, providing vibration resistance up to 20 g

Safety information 1:

The **picoMAX® pluggable connection system** is designed without breaking capacity for compliance with DIN EN 61984. When used as intended, MCS Connectors shall not be connected/disconnected when live or under load. The circuit design should ensure header pins, which can be touched, are not live when unmated.

Data

Electrical data

Ratings per IEC/EN 60664-1

| | |
|---------------------------------|--------|
| Rated voltage (III / 3) | 160 V |
| Rated impulse voltage (III / 3) | 2.5 kV |
| Rated voltage (III / 2) | 160 V |
| Rated impulse voltage (III / 2) | 2.5 kV |
| Rated voltage (II / 2) | 320 V |
| Rated impulse voltage (II / 2) | 2.5 kV |
| Rated current | 10 A |

Approvals per UL 1059

| | |
|--------------------------------|-------|
| Rated voltage UL (Use Group B) | 300 V |
| Rated current UL (Use Group B) | 10 A |
| Rated voltage UL (Use Group D) | 300 V |

Connection data

| | |
|----------------------------|---|
| Total number of potentials | 6 |
| Number of connection types | 1 |
| Number of levels | 1 |
| No. of poles | 6 |

Geometrical Data

| | |
|-------------------------|----------------------|
| Pin spacing | 3.5 mm / 0.138 inch |
| Width | 35 mm / 1.378 inch |
| Height | 14.8 mm / 0.583 inch |
| Height from the surface | 12.4 mm / 0.488 inch |
| Depth | 17.5 mm / 0.689 inch |
| Solder pin length | 2.4 mm |
| Solder pin diameter | 1 mm |

Mechanical data

| | |
|------------------|---|
| Mounting type | Mounting flange |
| Type of mounting | Feed-through mounting Panel mounting |

Plug connection

| | |
|------------------------------------|---------------------|
| Contact type (pluggable connector) | Male connector/plug |
| Connector connection type | for PCBs |
| Mismating protection | No |
| Mating direction to the PCB | 0° |
| Locking of plug-in connection | Male locking latch |

PCB contact

| | |
|-------------|-----|
| PCB contact | THR |
|-------------|-----|

Material Data

| | |
|-----------------------------|--|
| Color | light gray |
| Material group | I |
| Insulating material | Polyphthalamide (PPA GF) |
| Flammability class per UL94 | V0 |
| Contact material | Electrolytic copper (E _{Cu}) |
| Contact plating | tin-plated |
| Fire load | 0.06 MJ |
| Weight | 2.6 g |

Environmental Requirements


| | |
|-------------------------|-------------|
| Limit temperature range | -60 +100 °C |
|-------------------------|-------------|

Commercial data


| | |
|--------------------|---------------|
| Country of origin | DE |
| GTIN | 4050821412045 |
| Customs Tariff No. | 85366990990 |

Approvals / Certificates



Radio-Approvals

| Logo | Approval | Additional Approval Text | Certificate name |
|--|--|--------------------------|------------------|
| | CB DEKRA Certification B.V. | IEC 61984 | NL-49736 |
|  | KEMA/KEUR DEKRA Certification B.V. | EN 61984 | 71- 102260 |



Country specific Approvals

| Logo | Approval | Additional Approval Text | Certificate name |
|--|--|--------------------------|------------------|
| | CB DEKRA Certification B.V. | IEC 61984 | NL-49736 |
|  | KEMA/KEUR DEKRA Certification B.V. | EN 61984 | 71-102260 |

Other Approvals


| Logo | Approval | Additional Approval Text | Certificate name |
|--|---|--------------------------|------------------|
|  | UR Underwriters Laboratories Inc. | UL 1977 | E45171 |
|  | UR Underwriters Laboratories Inc. | UL 1059 | E45172 |

UL-Approvals

| Logo | Approval | Additional Approval Text | Certificate name |
|--|---|--------------------------|------------------|
|  | UR Underwriters Laboratories Inc. | UL 1977 | 20170428-E45171 |
|  | UR Underwriters Laboratories Inc. | UL 1059 | E45172 |

Compatible products

Coding

| | | |
|--|---|-----------|
|  | Item no.: 2091-1610 Coding key carrier; suitable for 3.5 mm pin spacing; orange | 2091-1610 |
|--|---|-----------|

Downloads

Documentation

Additional Information

| | | | |
|------------------------|-------------|---------------|----------|
| Technical explanations | Apr 3, 2019 | pdf 3.6 MB | Download |
|------------------------|-------------|---------------|----------|



Product family

picoMAX

Show all products from the family

Subject to changes.
